

Customer Information Sheet

IF IN DOUBT - ASK

©

NOT TO SCALE

THIRD ANGLE PROJECTION

ALL DIMENSIONS IN mm

ORDER CODE:

F11-100XXX42R

No. OF CONTACTS: _____
020, 040, 060, 080, 100, 120

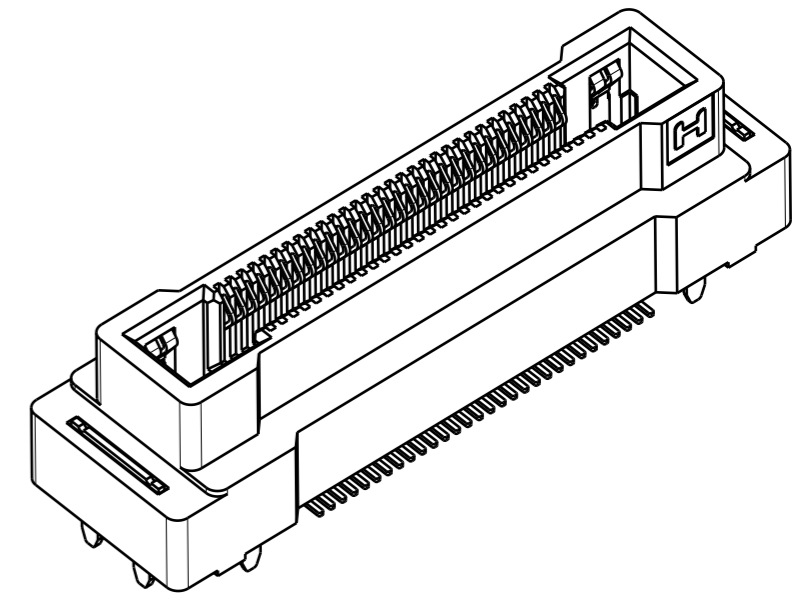
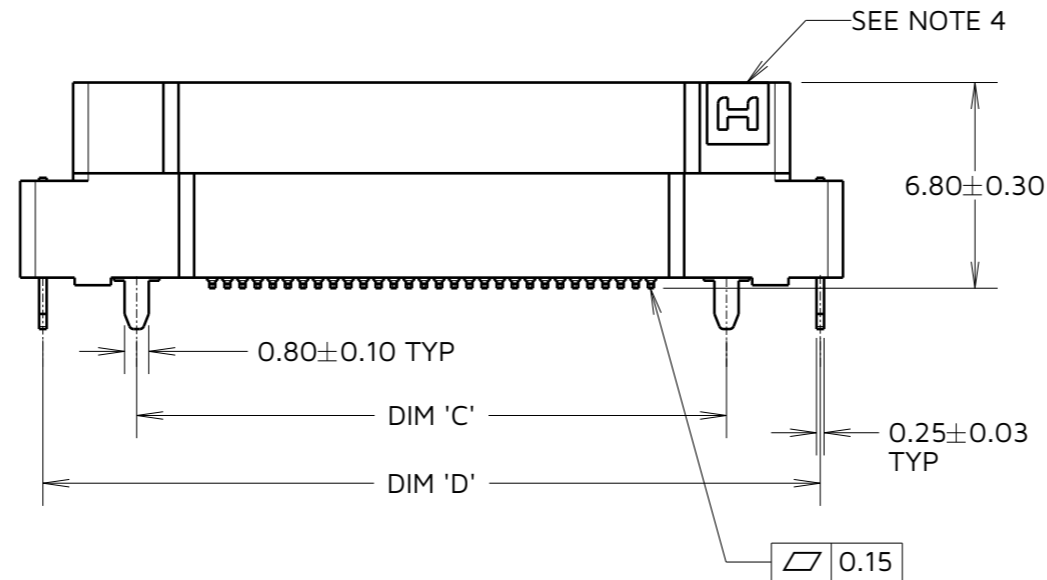
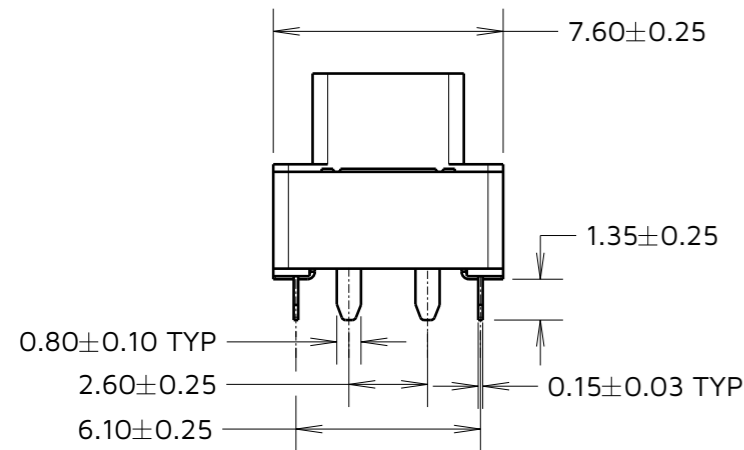
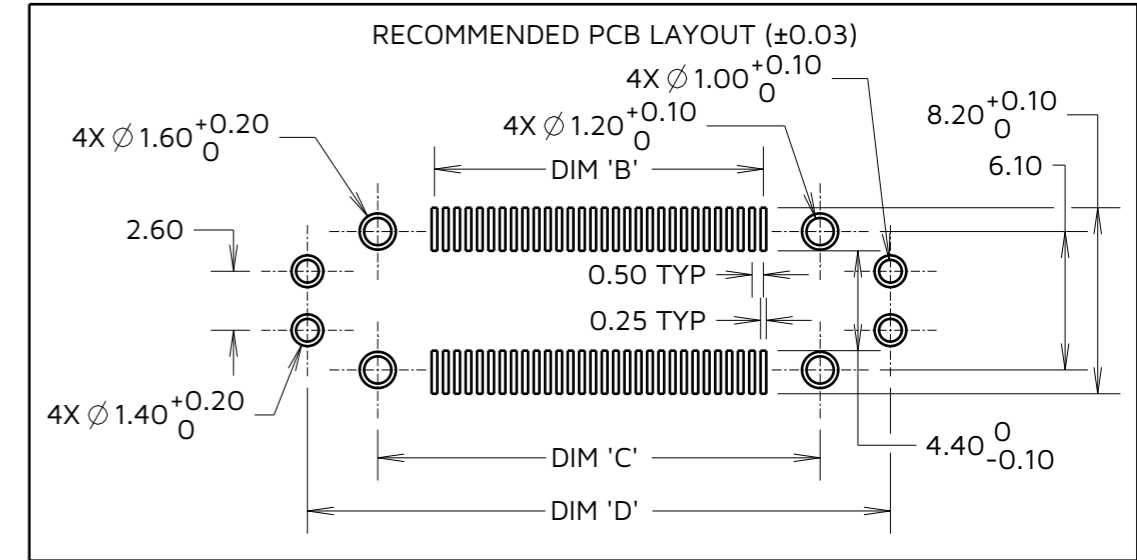
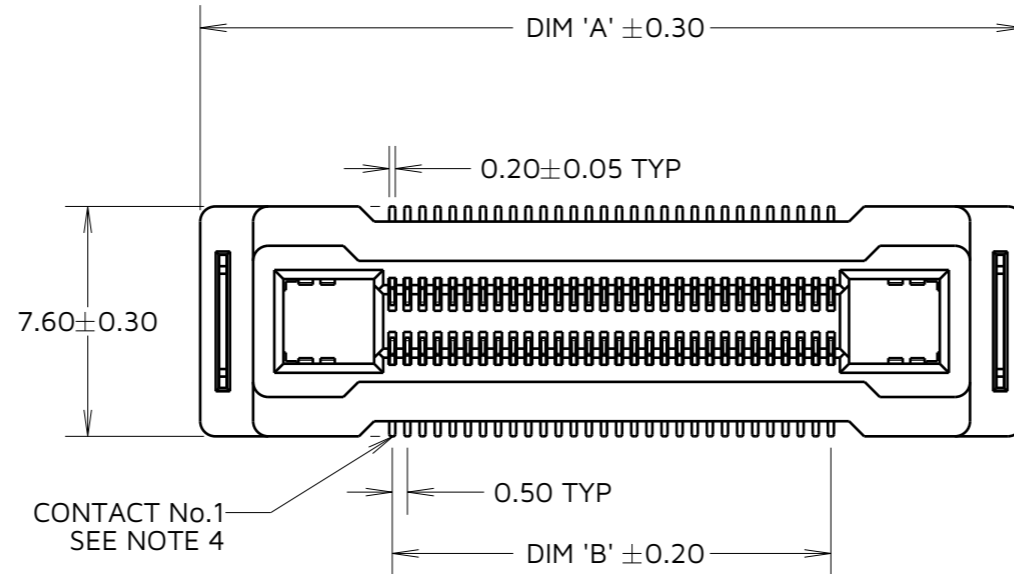


TABLE 1: DIMENSIONS

No. OF CONTACTS	DIM 'A'	DIM 'B'	DIM 'C'	DIM 'D'
20	17.20	04.50	09.5	15.7
40	22.20	09.50	14.5	20.7
60	27.20	14.50	19.5	25.7
80	32.20	19.50	24.5	30.7
100	37.20	24.50	29.5	35.7
120	42.20	29.50	34.5	40.7

TOLERANCES

X. = ±0.30mm	X.° = ±5.0°
.X = ±0.25mm	.X° = ±3.0°
.XX = ±0.15mm	.XX° = ±2.0°
.XXX = ±0.10mm	.XXX° = ±1.0°

AB	2	24.02.24	33735
NAME	ISS.	DATE	CN/CO
APPROVED: A.YEOMANS			
CHECKED: F.CHRISPINE			
DRAWN: A.BOXALL			
ASSEMBLY DRG:			

NOTES:

- SEE COMPONENT SPECIFICATION C057XX (LATEST ISSUE) FOR COMPLETE CONNECTOR SPECIFICATIONS.
- SEE SHEET 4 FOR TAPE & REEL DETAILS.
- PART SHOWN IS F11-10006042R, SEE ORDER CODE FOR POSSIBLE CONFIGURATIONS.
- HARWIN LOGO SHOWN IN THIS ORIENTATION FOR REFERENCE ONLY. LOGO IS UNRELATED TO CONTACT No.1, AS CONTACT No.1 WILL ALWAYS BE THIS POSITION.

HARWIN

www.harwin.com

TOLERANCES
X. = ±1mm
X.X = ±0.50mm
X.XX = ±0.20mm
X.XXX = ±0.01mm
ANGLES = ±5°
UNLESS STATED

THIS DRAWING AND ANY INFORMATION OR DESCRIPTIVE MATTER SET OUT HEREON ARE CONFIDENTIAL AND COPYRIGHT PROPERTY OF THE HARWIN GROUP AND MUST NOT BE DISCLOSED, LOANED, COPIED OR USED FOR MANUFACTURING, TENDERING OR FOR ANY OTHER PURPOSE WITHOUT THEIR WRITTEN PERMISSION.

MATERIAL:

SEE NOTE 1

TITLE: 0.5mm PITCH FEMALE FLECTO CONNECTOR SIGNAL+POWER CONTACTS

DRAWING NUMBER: F11-100XXX42R

SHT 3 OF 4

Customer Information Sheet

IF IN DOUBT - ASK

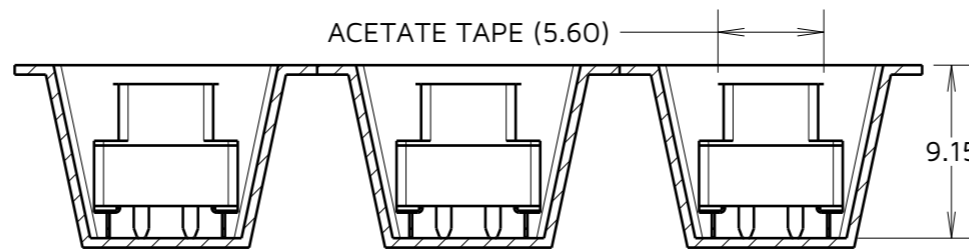
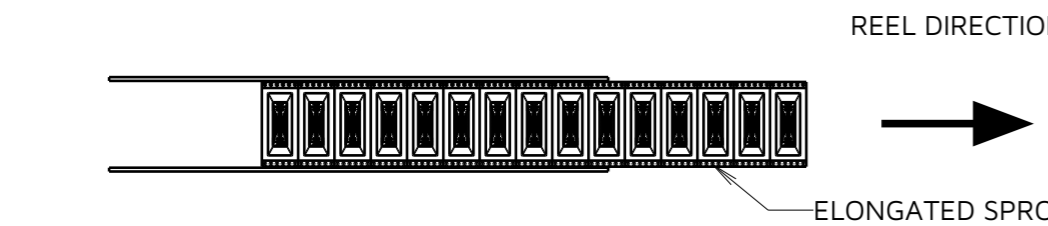
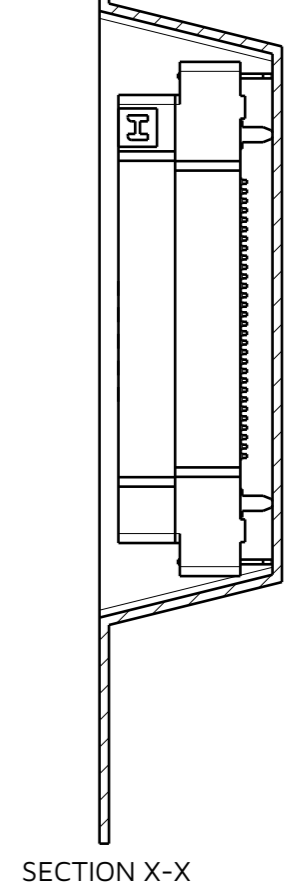
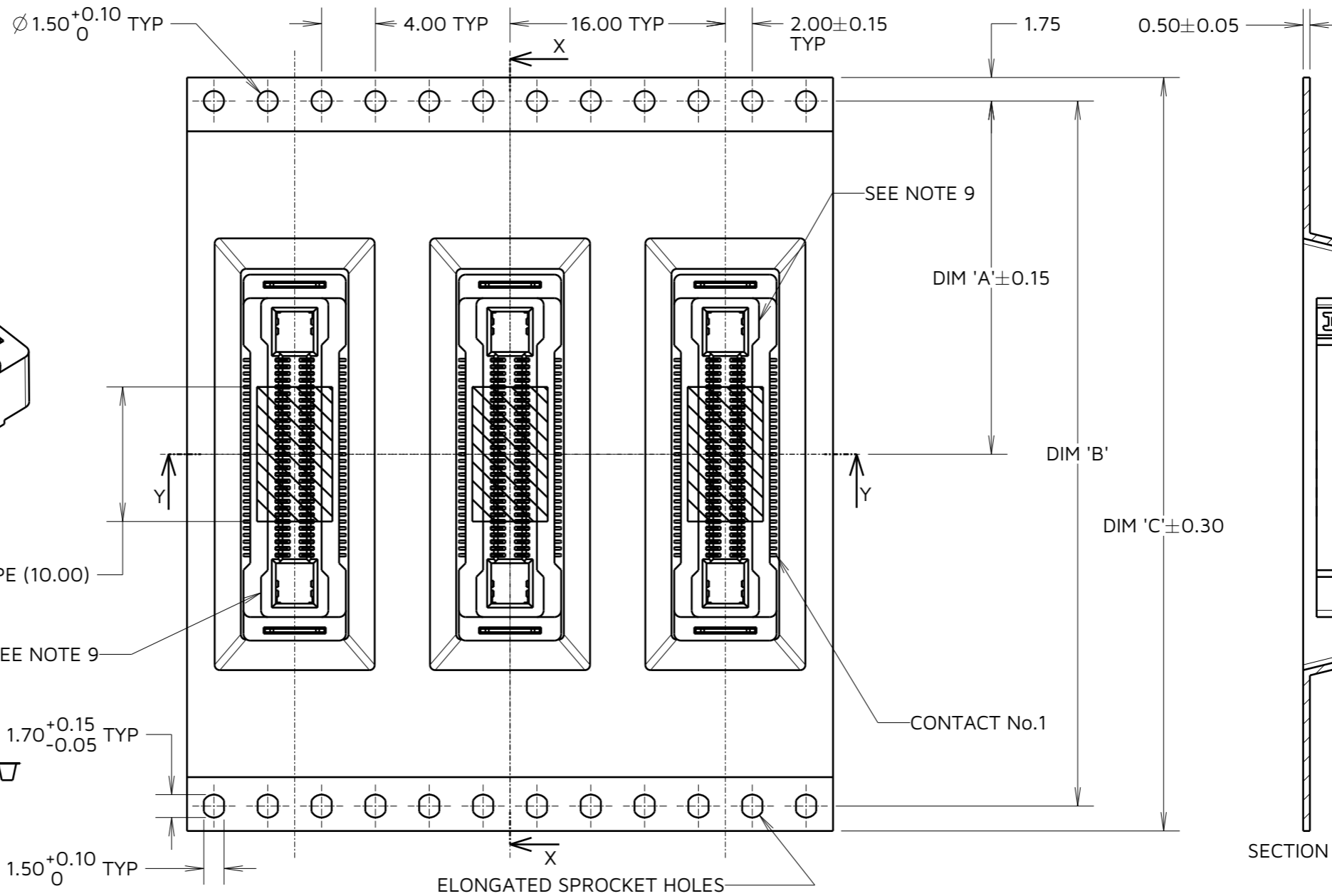
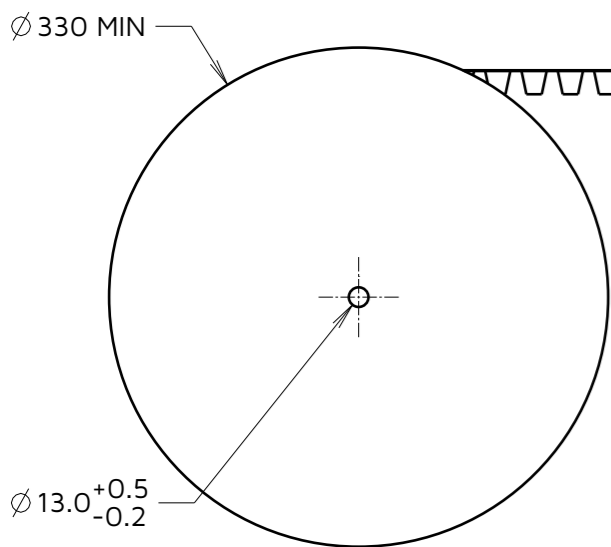
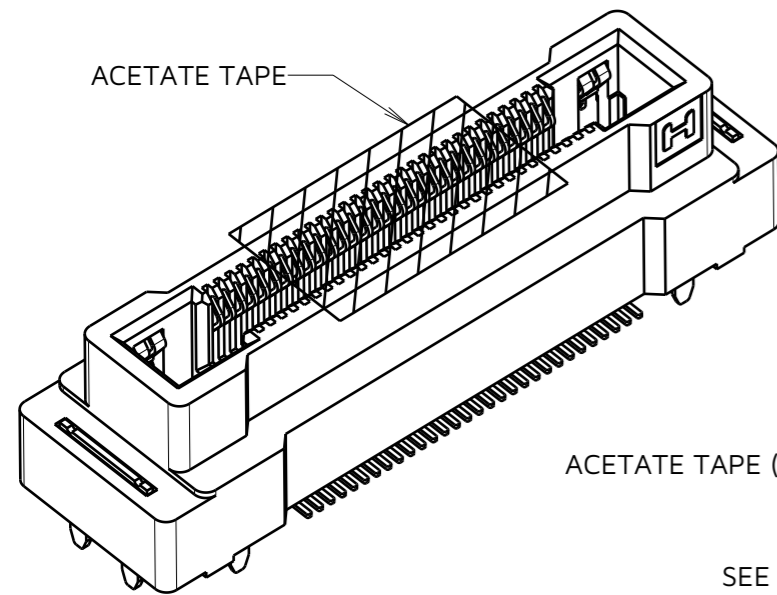
©

NOT TO SCALE

THIRD ANGLE PROJECTION

ALL DIMENSIONS IN mm

ORDER CODE:
F11-100XXX42R
No. OF CONTACTS: _____
020, 040, 060, 080, 100, 120



No. OF CONTACTS	DIM 'A'	DIM 'B'	DIM 'C'
20	20.20	40.40	44.00
40	26.20	52.40	56.00
60	34.20	68.40	72.00
80			
100			
120			

AB	2	24.02.24	33735
NAME	ISS.	DATE	CN/CO
APPROVED: A.YEOMANS			
CHECKED: F.CHRISPINE			
DRAWN: A.BOXALL			
ASSEMBLY DRG:			

- NOTES:
- PRODUCT TAPE AND REELED IN ACCORDANCE WITH EIA-481 STANDARD.
 - CARRIER TAPE MATERIAL: BLACK POLYSTYRENE.
 - NUMBER OF COMPONENTS PER REEL: 400PCS
 - TAPE POCKETS MAY DIFFER VISUALLY FROM DRAWING.
 - POSITION OF HARWIN LOGO IS NOT CRITICAL AND MAY BE IN EITHER MARKED POSITION. LOGO DOES NOT AFFECT CONTACT No.1.

HARWIN

www.harwin.com

TOLERANCES
X. = ±1mm
X.X = ±0.50mm
X.XX = ±0.20mm
X.XXX = ±0.01mm
ANGLES = ±5°
UNLESS STATED

THIS DRAWING AND ANY INFORMATION OR DESCRIPTIVE MATTER SET OUT HEREON ARE CONFIDENTIAL AND COPYRIGHT PROPERTY OF THE HARWIN GROUP AND MUST NOT BE DISCLOSED, LOANED, COPIED OR USED FOR MANUFACTURING, TENDERING OR FOR ANY OTHER PURPOSE WITHOUT THEIR WRITTEN PERMISSION.

MATERIAL:

SEE NOTE 6

TITLE: **0.5mm PITCH FEMALE FLECTO CONNECTOR SIGNAL+POWER CONTACTS**

DRAWING NUMBER:
F11-100XXX42R