
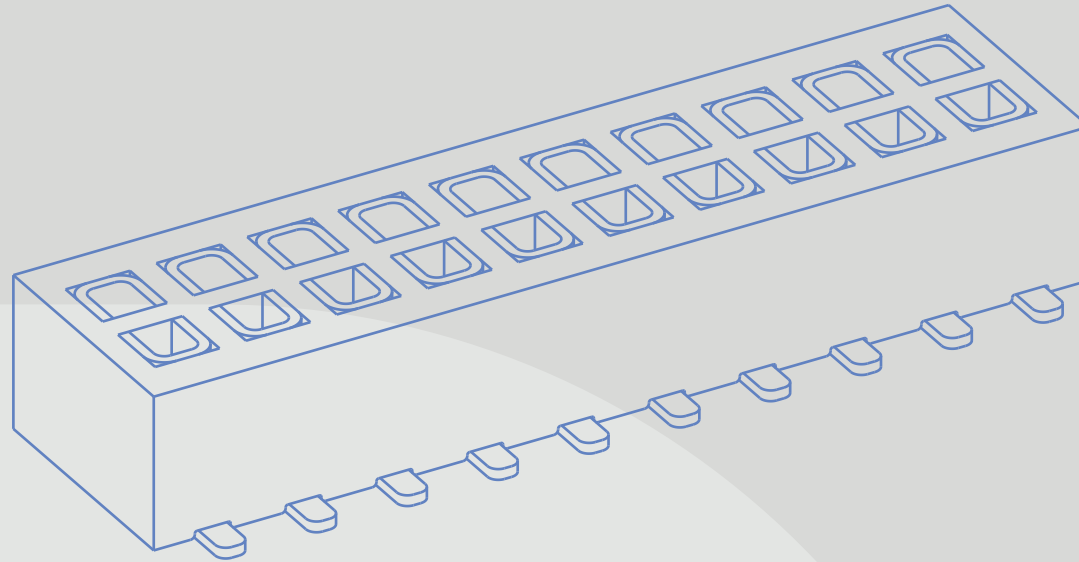


HARWIN

CONNECT TECHNOLOGY
WITH CONFIDENCE



DEPENDABLE
CONNECTIVITY
ACROSS THE BOARD

ARCHER

PIN HEADER / SOCKET CONNECTORS

1.27MM (.05") PITCH

BBi
RANGE

HARWIN

ARCHER

BBi CONNECTORS FROM HARWIN.

Dependable performance on 1.27mm (.05") Pitch

Reliable all-purpose connectivity with cost-effective simplicity. Stocked in depth across the global distribution network. Compatible with industry-standard designs.

Archer connectors are based on a miniaturized half-pitch version of the M20 2.54mm pitch series. At 1.27mm (.05") pitch, these connectors give up to 38% space saving on 2mm pitch, and 50% on the 2.54mm pitch. This space saving allows more room for added functionality or smaller PCBs and enclosures.

Throughboard and Gull-wing SMT terminations, vertical and horizontal orientations. Contact counts from 2 to 100 are available.

Female twin-beam or tuning fork connectors are enclosed in a rectangular protective housing – some designs also include polarization and location pegs. Double row connectors have either 1.27mm or 2.54mm between rows; single row is also available.

Cable connectors use IDC contacts for fast cable termination. No cable stripping required; contacts pierce through the insulation and connect with the ribbon cable conductors. Ready-made cable assemblies with pre-set lengths available from stock.

FEATURES

- Dependable and reliable, easy to use
- Compatible with industry standard equivalent connectors
- Quality cost-effective connections

APPLICATIONS

- Embedded computing
- Factory automation
- Consumer electronics
- Metering and monitoring



ARCHER

SPECIFICATIONS

MATERIALS	ELECTRICAL	MECHANICAL	ENVIRONMENTAL
Housings: Glass-filled Thermoplastic, UL94V-0	Current per contact: 0.5A to 1.75A (check individual product)	Durability: 25 to 600 operations (check individual product)	Operating temperature: -40°C to +105°C (Connectors) -20°C to +105°C (Cable Assemblies)
Contacts: Copper Alloy	Maximum voltage: 250V to 1,000V (check individual product)	Insertion force (per contact): 2.0N max (Connectors) 10N max total (Jumper Sockets)	
Contact Finish: Gold on contact area, Tin or Gold on termination	Contact resistance: 30mΩ max	Withdrawal force (per contact): 0.1N min (Connectors) 1.3N min total (Jumper Sockets)	Compliance: RoHS Compliant REACH / CMRT statements
Cable: PVC to UL2678, 30AWG	Insulation resistance: 1GΩ min	Pitch: 1.27mm (.05")	

Specifications are subject to change.




ARCHER

PRODUCT CATEGORIES


M50 Board-to-Board

Vertical and horizontal orientation for male and female connectors, single and double row designs. Male contacts use 0.4mm square pins. Throughboard or SMT gull-wing terminations for easy solder joint inspection. Use male pin headers with jumper sockets for on-board hardware programming.



M50 IDC: Cable-to-Board

IDC terminations for 30AWG, 0.635mm pitch ribbon cable termination. Complete cable assemblies in female-female or male-female configurations, or male transition DIP & female connectors with tooling for do-it-yourself assembly. Fully shrouded & polarized male PCB and female cable connections. Male PCB connectors include ejector latches for fast and easy un-mating. Male contacts use 0.4mm square pins.



Specifications are subject to change.



VIEW FULL SERIES & SPECIFICATIONS [HERE](#)




ARCHER

PRODUCT CATEGORIES


M50 Board-to-Board Polarized

Double row vertical SMT female PCB connector with location pegs and polarized housing. Choice of male connectors in vertical SMT, vertical and horizontal throughboard orientations. Male contacts use 0.4mm square or 0.4x0.3mm pins.



M52 Board-to-Board

Vertical orientation male and female connectors in throughboard and surface mount. Single and double row designs, with 2.54mm between rows on the double row style. Male contacts use 0.46mm square pins. Choice of vertical connector height on females for different board-to-board heights.



Specifications are subject to change.

 **ARCHER**

DOWNLOADS

Technical Documents

Component Specification
(including pin numbering system)

**Product Training**

Product Training Module (PTM)



Archer IDC Termination Hand Tool Instructions



Specifications are subject to change.



VIEW FULL SERIES & SPECIFICATIONS **HERE**



HARWIN

CONNECT TECHNOLOGY
WITH CONFIDENCE



HIGH RELIABILITY
WITH SUPREME
PERFORMANCE



DEPENDABLE
CONNECTIVITY
ACROSS THE BOARD



INNOVATIVE
DESIGNS FOR
EASY ASSEMBLY

HRI
RANGE

BBi
RANGE

EZi
RANGE

FOR FURTHER INFORMATION PLEASE CONTACT:

Europe, Middle East & Africa

E: technical@harwin.com

Americas

E: technical-us@harwin.com

Asia Pacific

E: technical-asia@harwin.com

// WWW.HARWIN.COM