

Customer Information Sheet

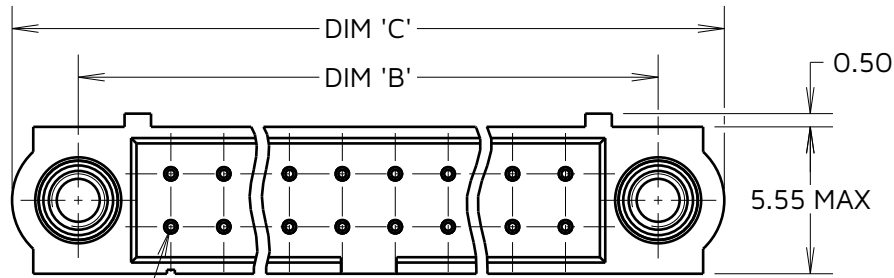
IF IN DOUBT - ASK



NOT TO SCALE

THIRD ANGLE PROJECTION

ALL DIMENSIONS IN mm



ORDER CODE:

M80-511XXXX

TOTAL No. OF CONTACTS
04 TO 50
(EVEN NUMBERS ONLY)

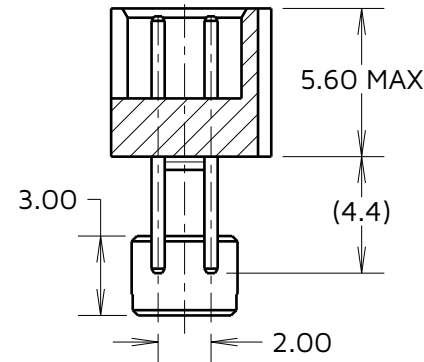
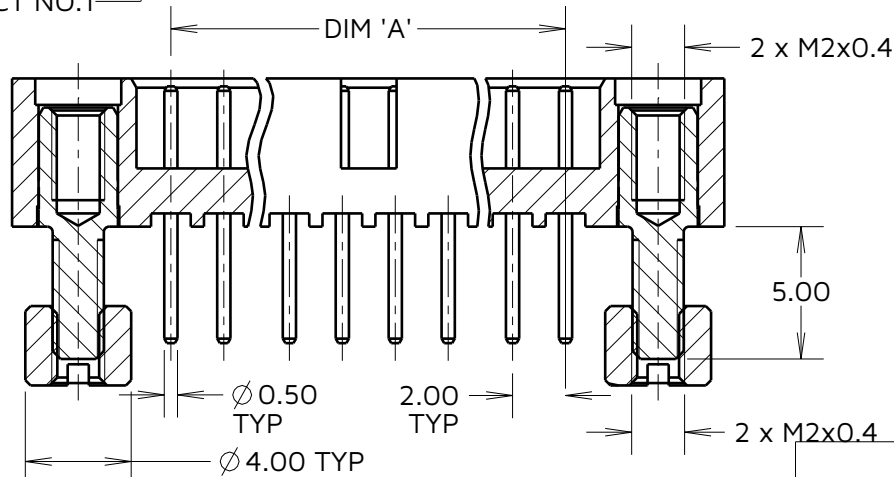
FINISH

05 - GOLD
22 - SELECTIVE GOLD + TIN/LEAD
42 - SELECTIVE GOLD + 100% TIN

SPECIFICATIONS:

MATERIAL:
MOULDING = GLASS-FILLED PPS,
UL94V-0, BLACK
CONTACT = PHOSPHOR BRONZE
JACKSCREW = STAINLESS STEEL
FINISH (CONTACTS):
05 = 0.75µm GOLD
22 = 0.75µm GOLD ON CONTACT AREA,
3µm 90/10 TIN/LEAD ON TAILS
42 = 0.75µm GOLD ON CONTACT AREA,
3µm 100% TIN ON OVER NICKEL TAILS
PACKING: TUBE

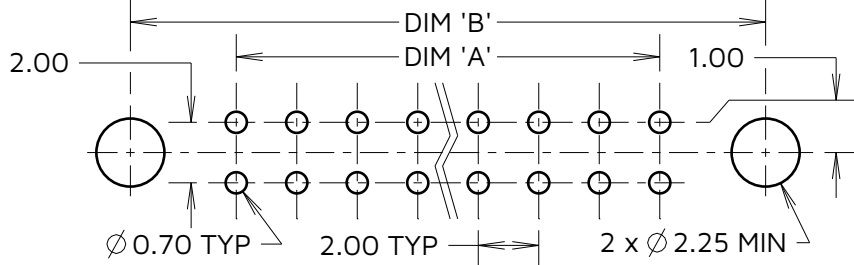
CONTACT NO.1



NOTES:

- FOR COMPLETE SPECIFICATION, SEE COMPONENT SPEC C005XX (LATEST ISSUE)
- NUTS ARE NOT ASSEMBLED BUT PACKED IN BAG AND ATTACHED TO TUBE.

RECOMMENDED PCB LAYOUT ±0.05 UNLESS STATED.



DIMENSION	CALCULATION
DIM 'A'	TOTAL No. OF CONTACTS - 2.00
DIM 'B'	TOTAL No. OF CONTACTS + 5.00
DIM 'C'	TOTAL No. OF CONTACTS + 10.0

EXAMPLE: CONNECTOR WITH 20 CONTACTS, GOLD ON CONTACT AREA AND 100% TIN OVER NICKEL ON TAIL, M80-5112042.

DIM 'A' = 18.00mm, DIM 'B' = 25.00mm, DIM 'C' = 30.00mm

FC	4	03.05.24	34003
NAME	ISS.	DATE	CN/CO
APPROVED:		F.CHRISPINE	
CHECKED:		A.YEOMANS	
DRAWN:		W. J. BOURNE	
ASSEMBLY DRG:			
-			
PART WEIGHT:		MAT'L USAGE:	
-		-	

HARWIN

www.harwin.com

TOLERANCES

X. = ±1mm
X.X = ±0.50mm
X.XX = ±0.20mm
X.XXX = ±0.01mm

ANGLES = ±5°
UNLESS STATED

THIS DRAWING AND ANY INFORMATION OR DESCRIPTIVE MATTER SET OUT HEREON ARE CONFIDENTIAL AND COPYRIGHT PROPERTY OF THE HARWIN GROUP AND MUST NOT BE DISCLOSED, LOANED, COPIED OR USED FOR MANUFACTURING, TENDERING OR FOR ANY OTHER PURPOSE WITHOUT THEIR WRITTEN PERMISSION.

MATERIAL:

SEE ABOVE

FINISH: SEE ABOVE

S/AREA: - mm²

TITLE: DATAMATE J-TEK DIL
VERT 4.5mm PC TAIL MALE ASSY
WITH BOARD MOUNT

DRAWING NUMBER:

M80-511XXXX

SHT
2
OF 2