

Customer Information Sheet

DRAWING No.: G125-XPIXXXXXX

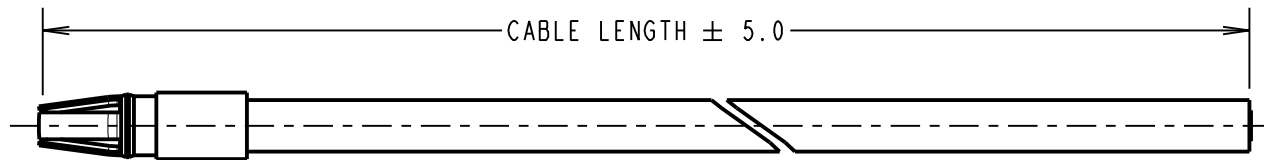
IF IN DOUBT - ASK

©

NOT TO SCALE

THIRD ANGLE PROJECTION

ALL DIMENSIONS IN mm

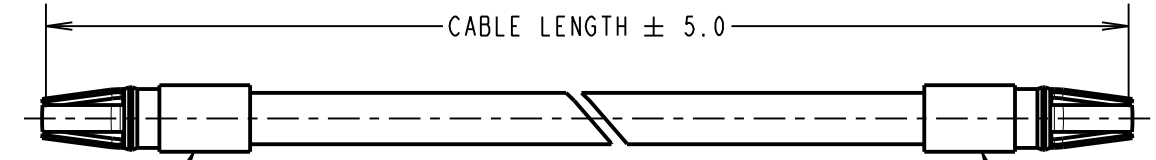


FEMALE CONTACT:
G125-050005

G125-FPIXXXXLXX

STOCKED CABLE LENGTHS:
0150 = 150mm
0300 = 300mm
0450 = 450mm

WIRE COLOUR:
94 = WHITE
99 = RED



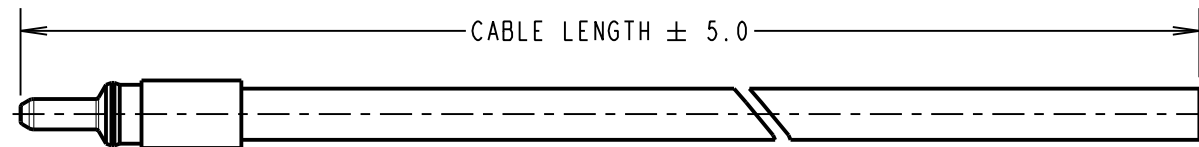
FEMALE CONTACT:
G125-050005

G125-FPIXXXXFXX

STOCKED CABLE LENGTHS:
0150 = 150mm
0300 = 300mm
0450 = 450mm

WIRE COLOUR:
94 = WHITE
99 = RED

FEMALE CONTACT:
G125-050005

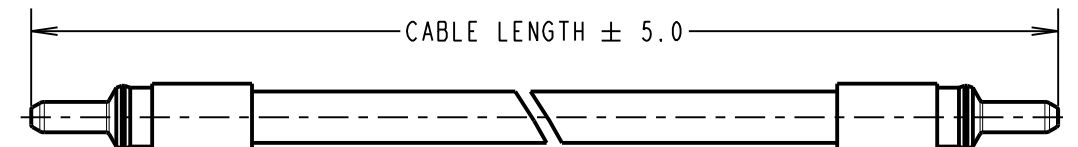


MALE CONTACT:
G125-150005

G125-MPIXXXXLXX

STOCKED CABLE LENGTHS:
0150 = 150mm
0300 = 300mm
0450 = 450mm

WIRE COLOUR:
94 = WHITE
99 = RED



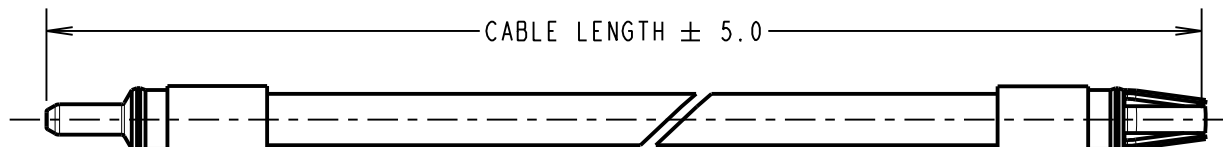
MALE CONTACT:
G125-150005

G125-MPIXXXXMXX

STOCKED CABLE LENGTHS:
0150 = 150mm
0300 = 300mm
0450 = 450mm

WIRE COLOUR:
94 = WHITE
99 = RED

MALE CONTACT:
G125-150005



MALE CONTACT:
G125-150005

G125-MPIXXXXFXX

STOCKED CABLE LENGTHS:
0150 = 150mm
0300 = 300mm
0450 = 450mm

WIRE COLOUR:
94 = WHITE
99 = RED

FEMALE CONTACT:
G125-050005

NOTES:

1. CABLE ASSEMBLIES ARE BULK PACKED IN BAGS.
2. CONTACT INSERTION / WITHDRAWAL KIT = Z125-905.
3. 18 AWG WHITE PTFE WIRE (MAX INSULATION Ø1.8mm). FOR WIRE TYPE AND POTTING COMPOUND SEE C049XX COMPONENT SPECIFICATION (LATEST ISSUE).

RA	1	31.07.20	30121
NAME	ISS.	DATE	CN/CO
APPROVED: R.ALEXANDER			
CHECKED: R.PORTLOCK			
DRAWN: R.ALEXANDER			
CUSTOMER REF.:			
ASSEMBLY DRG:			



HARWIN

www.harwin.com
technical@harwin.com

THIS DRAWING AND ANY INFORMATION OR DESCRIPTIVE MATTER SET OUT HEREON ARE CONFIDENTIAL AND COPYRIGHT PROPERTY OF THE HARWIN GROUP AND MUST NOT BE DISCLOSED, LOANED, COPIED OR USED FOR MANUFACTURING, TENDERING OR FOR ANY OTHER PURPOSE WITHOUT THEIR WRITTEN PERMISSION.

TOLERANCES

X. = ±1mm
X.X = ±0.50mm
X.XX = ±0.20mm
X.XXX = ±0.01mm
ANGLES = ±5°
UNLESS STATED

MATERIAL:

SEE ABOVE

FINISH: SEE ABOVE

S/AREA: mm²

TITLE:

G125 SERIES PRE-CRIMPED POWER WIRE ASSEMBLIES

DRAWING NUMBER:

G125-XPIXXXXXX

SHT 3 OF 3